

Porsche Carrera Cup

Sector List Qualifying

Provisional

PORSCHE

**CARRERA CUP
DEUTSCHLAND**

Nürburgring, Length: 4638m

Air temperature: 16.89°C

Track temperature: 16.48°C

Weather condition: Dry

DMSB Reg. Nr.: 173/18

Friday, August 10, 2018 20:45:00

Lap	Time	SE1	SP1	SE2	SP2	SE3	SP3	TSP	Lap	Time	SE1	SP1	SE2	SP2	SE3	SP3	TSP
3	Ertl, DEU								theoretical besttime: 1:44.765								
1	3:23.491	2:12.072	161	48.925	169	22.494	185	169	8	10:03.015	8:52.102	145	49.097	213	21.816	186	213
2	1:52.142	43.825	204	45.457	233	22.860	189	233	9	1:55.252	45.585	175	45.598	203	24.069	190	203
3	1:46.232	42.308	221	44.501	243	19.423	190	243	10	1:53.294	46.857	214	44.441	241	21.996	189	241
4	1:45.432	42.177	223	44.075	242	19.180	189	242	11	1:45.499	42.197	219	44.156	242	19.146	190	242
5	1:46.537	42.973	218	44.274	242	19.290	189	242	12	1:46.002	41.901	223	44.238	202	19.863	190	202
6	1:45.255	42.124	218	43.892	242	19.239	189	242	13	1:45.122	41.907	223	44.243	244	18.972	190	244
7	1:53.525	42.218	218	44.400	242	26.907	56	242	14	1:45.577	42.183	219	44.154	243	19.240	190	243

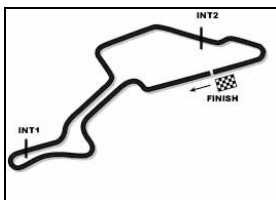
4	Spreng, DEU								theoretical besttime: 1:45.248								
1	2:57.213	1:38.862	153	55.467	173	22.884	172	173	9	6:21.468	5:05.606	155	53.456	190	22.406	165	190
2	1:59.065	46.269	193	49.589	207	23.207	187	207	10	2:02.125	49.402	165	50.809	225	21.914	188	225
3	1:52.363	46.410	177	46.039	241	19.914	187	241	11	1:50.083	43.450	213	45.533	240	21.100	189	240
4	1:47.232	42.859	223	44.910	240	19.463	187	240	12	1:47.907	42.703	219	45.085	240	20.119	189	240
5	1:46.414	42.347	222	44.786	241	19.281	188	241	13	1:45.892	42.452	221	44.327	242	19.113	188	242
6	1:46.365	42.513	220	44.593	241	19.259	189	241	14	1:45.424	41.867	224	44.461	242	19.096	188	242
7	1:45.817	42.226	222	44.537	241	19.054	188	241	15	1:58.544	42.021	218	45.262	241	31.261	46	241
8	1:56.152	42.402	221	46.445	228	27.305	55	228									

5	Zimmermann, DEU								theoretical besttime: 1:44.464								
1	2:30.325	1:17.550	166	50.651	184	22.124	169	184	10	5:59.262	4:50.348	158	48.766	235	20.148	185	235
2	2:03.695	46.720	182	50.471	157	26.504	189	157	11	1:49.831	44.406	196	45.871	238	19.554	189	238
3	1:46.755	42.649	213	44.838	242	19.268	189	242	12	1:57.550	42.470	215	55.326	188	19.754	189	188
4	1:45.579	42.164	216	44.342	242	19.073	188	242	13	1:45.484	42.327	219	44.177	242	18.980	190	242
5	1:45.325	42.252	219	44.004	242	19.069	188	242	14	1:44.539	41.914	221	43.764	243	18.861	190	243
6	1:45.723	42.418	220	44.187	242	19.118	188	242	15	1:44.678	41.866	224	43.962	243	18.850	190	243
7	1:45.410	42.352	219	44.089	242	18.969	189	242	16	1:45.217	41.850	224	44.265	243	19.102	190	243
8	1:45.345	42.161	219	44.217	242	18.967	188	242	17	1:44.945	42.136	219	43.915	242	18.894	190	242
9	1:51.655	42.162	222	44.111	242	25.382	54	242									

6	Rivas, LUX								theoretical besttime: 1:44.125								
1	2:38.380	1:27.702	170	49.350	215	21.328	186	215	9	8:18.553	7:08.905	149	49.611	224	20.037	187	224
2	2:06.083	45.137	176	50.055	154	30.891	188	154	10	1:50.932	43.967	195	47.173	220	19.792	190	220
3	1:48.571	43.991	204	44.942	243	19.638	190	243	11	1:44.732	41.846	224	44.123	242	18.763	187	242
4	1:45.394	42.194	221	44.184	244	19.016	189	244	12	1:44.478	41.534	223	44.070	242	18.874	189	242
5	1:45.427	42.157	224	44.266	243	19.004	189	243	13	1:46.298	41.565	222	45.483	242	19.250	189	242
6	1:44.849	41.886	223	44.034	244	18.929	188	244	14	1:44.582	41.636	223	43.887	242	19.059	188	242
7	1:44.470	41.475	222	44.039	243	18.956	189	243	15	1:44.514	41.623	225	43.996	242	18.895	190	242
8	1:52.861	42.030	210	44.317	241	26.514	54	241	16	1:46.949	41.606	217	45.460	242	19.883	190	242

7	Wolf, DEU								theoretical besttime: 1:44.087								
1	2:33.741	1:22.549	154	50.065	231	21.127	186	231	10	1:49.263	44.109	209	44.996	242	20.158	190	242
2	2:01.692	46.086	188	48.148	169	27.458	189	169	11	1:48.931	42.410	221	46.196	209	20.325	190	209
3	1:47.026	42.735	220	44.878	242	19.413	190	242	12	1:51.355	41.967	225	50.095	243	19.293	191	243
4	1:44.975	42.012	221	44.020	243	18.943	190	243	13	1:44.396	41.810	214	43.754	244	18.832	190	244
5	1:44.824	42.008	221	43.932	244	18.884	190	244	14	1:44.152	41.746	222	43.650	243	18.786	190	243
6	1:48.219	43.616	163	45.293	244	19.310	191	244	14	1:44.584	41.756	221	43.843	244	18.985	190	244
7	1:44.512	41.827	222	43.814	243	18.871	190	243	15	1:44.191	41.501	224	43.776	244	18.914	189	244
8	1:55.686	43.222	196	45.645	242	26.819	54	242	16	1:44.614	41.719	222	43.898	244	18.997	190	244
9	4:50.943	3:43.001	182	47.869	239	20.073	186	239	17	2:29.622	52.140	138	59.497	162	37.985	40	162

10	Preining, AUT								theoretical besttime: 1:42.582								
1	2:14.929	1:06.601	164	48.669	196	19.659	186	196	9	8:54.761	7:46.181	173	48.982	206	19.598	186	206
2	1:57.338	44.032	175	50.177	98	23.129	189	98	10	1:50.173	44.070	182	46.669	177	19.434	190	177
3	1:44.624	41.921	224	43.926	243	18.777	190	243	11	1:42.950	41.170	226	43.330	244	18.450	191	244
4	1:43.580	41.269	224	43.592	244	18.719	189	244	12	1:42.582	40.969	228	43.204	246	18.409	190	246
5	1:43.366	41.243	224	43.497	244	18.626	189	244	13	1:47.179	43.749	207	44.432	244	18.998	190	244
6	1:43.468	41.235	219	43.543	244	18.690	189	244	14	1:43.783	41.331	226	43.669	244	18.783	190	244
7	1:43.634	41.239	226	43.617	244	18.778	190	244	15	1:48.241	41.139	227	48.449	244	18.653	190	244
8	1:51.905	42.240	218	44.160	244	25.505	52	244	16	1:43.149	41.153	225	43.426	244	18.570	191	244



Porsche Carrera Cup

Sector List Qualifying

Provisional

PORSCHE

**CARRERA CUP
DEUTSCHLAND**

Nürburgring, Length: 4638m

Air temperature: 16.89°C

Track temperature: 16.48°C

Weather condition: Dry

DMSB Reg. Nr.: 173/18

Friday, August 10, 2018 20:45:00

Lap	Time	SE1	SP1	SE2	SP2	SE3	SP3	TSP	Lap	Time	SE1	SP1	SE2	SP2	SE3	SP3	TSP
11 Ammermüller, DEU									theoretical besttime: 1:43.131								
1	2:22.376	1:09.789	176	51.218	184	21.369	173	184	9	1:51.796	46.483	193	45.552	241	19.761	188	241
2	1:57.134	46.734	183	49.516	136	20.884	189	136	10	1:51.312	42.429	201	48.089	126	20.794	190	126
3	1:44.970	42.029	215	43.989	243	18.952	190	243	11	1:47.970	44.278	210	44.196	180	19.496	190	180
4	1:44.076	41.726	223	43.600	243	18.750	189	243	12	1:43.768	41.375	225	43.532	245	18.861	190	245
5	1:43.425	41.230	225	43.507	243	18.688	189	243	13	1:43.702	41.205	226	43.384	246	19.113	190	246
6	1:43.312	41.186	224	43.565	244	18.561	190	244	14	1:43.639	41.214	223	43.625	244	18.800	190	244
7	1:51.412	41.600	211	44.134	243	25.678	55	243	15	1:43.636	41.357	225	43.474	245	18.805	190	245
8	10:19.773	9:11.005	170	48.197	236	20.571	167	236									

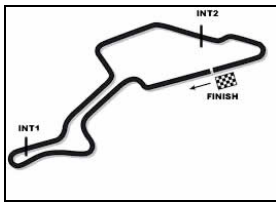
Lap	Time	SE1	SP1	SE2	SP2	SE3	SP3	TSP	Lap	Time	SE1	SP1	SE2	SP2	SE3	SP3	TSP
12 Schmidt-Staade, DEU									theoretical besttime: 1:44.164								
1	2:33.034	1:19.230	171	50.263	216	23.541	186	216	9	1:55.431	45.718	208	46.436	149	23.277	190	149
2	2:05.895	47.835	188	47.408	184	30.652	189	184	10	1:45.607	42.034	220	44.421	243	19.152	189	243
3	1:50.176	44.151	200	45.572	221	20.453	191	221	11	1:45.158	42.039	226	44.166	244	18.953	190	244
4	1:47.696	43.310	218	44.406	203	19.980	190	203	12	1:44.183	41.502	225	43.840	244	18.841	190	244
5	1:44.856	41.769	227	44.140	243	18.947	190	243	13	1:58.583	55.388	223	44.117	244	19.078	191	244
6	1:44.435	41.590	225	43.880	243	18.965	189	243	14	1:44.696	41.761	223	43.944	244	18.991	190	244
7	1:55.049	41.483	225	44.554	243	29.012	57	243	15	1:55.661	41.959	225	43.856	244	29.846	57	244
8	5:44.251	4:29.561	147	52.775	152	21.915	169	152	16	7:21.379	109						

Lap	Time	SE1	SP1	SE2	SP2	SE3	SP3	TSP	Lap	Time	SE1	SP1	SE2	SP2	SE3	SP3	TSP
14 Nakken, NOR									theoretical besttime: 1:44.030								
1	11:23.925	10:11.259	153	51.757	226	20.909	188	226	8	1:54.415	45.762	155	45.910	216	22.743	191	216
2	1:49.380	44.602	187	45.482	241	19.296	189	241	9	1:49.527	42.327	207	44.858	209	22.342	190	209
3	1:45.694	42.044	208	44.498	242	19.152	189	242	10	1:50.317	46.238	190	44.700	244	19.379	191	244
4	1:45.098	41.768	210	44.454	243	18.876	189	243	11	1:45.799	41.825	213	44.258	246	19.716	189	246
5	1:44.179	41.516	222	43.794	244	18.869	190	244	12	1:44.774	41.808	216	43.949	244	19.017	190	244
6	1:52.677	41.691	204	44.787	243	26.199	49	243	13	1:44.048	41.414	220	43.747	243	18.887	190	243
7	4:17.047	3:06.420	146	49.005	222	21.622	170	222									

Lap	Time	SE1	SP1	SE2	SP2	SE3	SP3	TSP	Lap	Time	SE1	SP1	SE2	SP2	SE3	SP3	TSP
15 van Parijs, BEL									theoretical besttime: 1:43.435								
1	11:13.870	10:03.937	142	50.226	241	19.707	189	241	8	1:45.024	41.810	226	44.386	243	18.828	191	243
2	1:48.035	44.202	210	44.884	243	18.949	190	243	9	1:43.985	41.534	225	43.741	245	18.710	192	245
3	1:44.815	41.910	220	44.071	242	18.834	189	242	10	1:43.435	41.326	224	43.514	244	18.595	191	244
4	1:44.139	41.661	225	43.815	243	18.663	190	243	11	1:43.671	41.414	225	43.567	244	18.690	191	244
5	1:49.954	41.648	222	44.306	243	24.000	54	243	12	1:51.498	41.418	228	43.793	244	26.287	52	244
6	5:49.423	4:35.694	139	52.440	241	21.289	190	241	13	4:50.865	112						
7	1:48.739	43.002	213	45.403	244	20.334	191	244									

Lap	Time	SE1	SP1	SE2	SP2	SE3	SP3	TSP	Lap	Time	SE1	SP1	SE2	SP2	SE3	SP3	TSP
16 Malja, SWE									theoretical besttime: 1:43.486								
1	2:31.531	1:19.657	170	49.952	222	21.922	184	222	9	9:11.528	8:01.336	177	48.907	225	21.285	184	225
2	2:00.549	46.107	187	49.042	179	25.400	190	179	10	2:01.915	49.266	132	52.907	200	19.742	189	200
3	1:46.155	42.632	215	44.572	241	18.951	188	241	11	1:45.799	42.784	217	44.091	242	18.924	189	242
4	1:44.544	41.759	222	43.952	242	18.833	188	242	12	1:43.837	41.534	224	43.687	242	18.616	190	242
5	1:44.253	41.756	223	43.726	242	18.771	188	242	13	1:43.869	41.371	223	43.499	244	18.999	189	244
6	1:44.238	41.466	225	43.887	242	18.885	188	242	14	1:44.063	41.489	225	43.701	243	18.873	190	243
7	1:44.244	41.679	223	43.642	242	18.923	189	242	15	1:55.811	51.837	122	44.600	243	19.374	189	243
8	1:52.626	42.619	208	44.767	242	25.240	55	242									

Lap	Time	SE1	SP1	SE2	SP2	SE3	SP3	TSP	Lap	Time	SE1	SP1	SE2	SP2	SE3	SP3	TSP
17 Weiland, DEU									theoretical besttime: 1:48.919								
1	3:15.017	1:48.272	120	59.997	151	26.748	169	151	10	1:58.717	43.510	209	46.093	241	29.114	48	241
2	2:04.113	50.342	170	50.885	220	22.886	185	220	11	4:12.527	2:54.199	132	55.298	196	23.030	178	196
3	1:52.733	44.665	196	47.345	240	20.723	186	240	12	2:01.796	47.470	173	51.399	164	22.927	186	164
4	1:51.158	44.021	201	46.420	241	20.717	185	241	13	1:51.741	44.081	204	46.926	240	20.734	184	240
5	1:49.782	43.901	208	45.870	240	20.011	187	240	14	1:50.510	43.776	206	46.159	241	20.575	184	241
6	1:50.081	43.771	208	46.324	241	19.986	187	241	15	1:50.491	43.994	211	45.713	241	20.784	188	241
7	1:51.006	44.867	206	45.964	241	20.175	188	241	16	1:50.708	43.600	208	46.741	242	20.367	186	242
8	1:49.603	43.436	205	46.138	242	20.029	186	242	17	1:49.137	43.388	213	45.671	241	20.078	184	241
9	1:49.354	43.262	201	46.014	241	20.078	185	241									



Porsche Carrera Cup

Sector List Qualifying

Provisional

PORSCHE

**CARRERA CUP
DEUTSCHLAND**

Nürburgring, Length: 4638m

Air temperature: 16.89°C

Track temperature: 16.48°C

Weather condition: Dry

DMSB Reg. Nr.: 173/18

Friday, August 10, 2018 20:45:00

Lap	Time	SE1	SP1	SE2	SP2	SE3	SP3	TSP	Lap	Time	SE1	SP1	SE2	SP2	SE3	SP3	TSP
18 de Quesada, USA									theoretical besttime: 1:44.154								
1	2:36.491	1:26.193	172	49.335	227	20.963	187	227	9	1:47.462	43.279	211	44.904	240	19.279	189	240
2	2:04.936	44.571	190	47.258	176	33.107	189	176	10	1:52.409	42.584	221	48.042	141	21.783	190	141
3	1:50.794	46.472	212	44.887	238	19.435	190	238	11	1:44.528	41.910	224	43.839	243	18.779	189	243
4	1:45.494	42.268	225	44.340	243	18.886	189	243	12	1:46.183	42.437	217	44.561	242	19.185	189	242
5	1:45.100	41.860	223	44.183	244	19.057	189	244	13	1:44.507	41.646	218	44.025	244	18.836	190	244
6	1:44.563	41.761	223	43.922	243	18.880	190	243	14	1:44.346	41.653	221	43.847	243	18.846	189	243
7	1:55.448	44.057	222	44.630	243	26.761	52	243	15	1:44.262	41.552	224	43.823	243	18.887	188	243
8	7:06.235	5:53.359	126	52.596	214	20.280	186	214	16	1:55.728	43.008	216	44.707	242	28.013	53	242

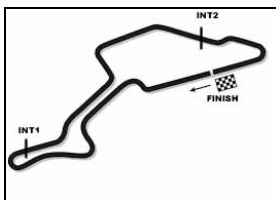
Lap	Time	SE1	SP1	SE2	SP2	SE3	SP3	TSP	Lap	Time	SE1	SP1	SE2	SP2	SE3	SP3	TSP
20 Skoog, SWE									theoretical besttime: 1:43.859								
1	3:22.525	2:10.777	144	48.877	139	22.871	186	139	9	1:55.192	42.308	199	46.617	236	26.267	52	236
2	1:52.366	43.873	204	45.335	242	23.158	188	242	10	7:19.681	6:06.020	154	52.046	143	21.615	184	143
3	1:45.885	42.577	221	44.269	243	19.039	189	243	11	1:48.923	43.222	215	45.382	207	20.319	190	207
4	1:53.224	41.661	225	52.615	242	18.948	189	242	12	1:50.674	41.989	220	49.638	236	19.047	190	236
5	1:44.912	41.761	220	44.112	244	19.039	190	244	13	1:45.065	41.566	224	44.395	240	19.104	190	240
6	1:49.239	44.851	183	45.301	243	19.087	189	243	14	1:44.373	41.839	223	43.627	243	18.907	189	243
7	1:44.806	41.740	221	43.969	242	19.097	189	242	15	1:44.029	41.369	227	43.797	243	18.863	189	243
8	1:44.416	41.631	225	43.823	245	18.962	190	245	16	1:48.481	41.750	225	44.108	243	22.623	191	243

Lap	Time	SE1	SP1	SE2	SP2	SE3	SP3	TSP	Lap	Time	SE1	SP1	SE2	SP2	SE3	SP3	TSP
24 Eidson, USA									theoretical besttime: 1:44.039								
1	2:51.523	1:37.645	145	52.358	135	21.520	186	135	10	1:45.753	42.089	216	44.620	242	19.044	189	242
2	2:00.983	45.042	157	48.878	161	27.063	188	161	11	1:44.296	41.610	224	43.871	244	18.815	190	244
3	1:53.852	49.581	200	44.801	242	19.470	189	242	12	1:45.779	42.105	224	43.902	242	19.772	190	242
4	1:45.251	41.921	217	44.165	242	19.165	189	242	13	1:44.194	41.626	223	43.769	243	18.799	190	243
5	1:44.660	41.611	222	44.019	243	19.030	189	243	14	1:49.254	43.944	214	44.830	221	20.480	189	221
6	1:44.698	41.476	219	44.213	243	19.009	190	243	15	1:44.392	41.471	223	43.790	244	19.131	190	244
7	1:52.065	41.920	223	43.844	243	26.301	57	243	16	1:55.334	45.959	159	47.540	222	21.835	190	222
8	5:39.994	4:25.572	125	53.050	118	21.372	186	118	17	2:17.538	41.682	224	1:04.047	213	31.809	39	213
9	1:52.646	45.463	180	46.366	169	20.817	189	169									

Lap	Time	SE1	SP1	SE2	SP2	SE3	SP3	TSP	Lap	Time	SE1	SP1	SE2	SP2	SE3	SP3	TSP
27 Simmenauer, FRA									theoretical besttime: 1:43.670								
1	2:37.175	1:26.836	168	49.263	235	21.076	187	235	9	8:39.202	7:28.322	157	49.597	207	21.283	189	207
2	2:05.603	44.380	186	47.292	182	33.931	188	182	10	1:48.448	43.687	201	45.604	242	19.157	189	242
3	1:48.002	42.490	219	44.339	243	21.173	190	243	11	1:45.039	41.981	221	44.198	243	18.860	190	243
4	1:44.790	42.045	222	43.948	246	18.797	190	246	12	1:44.359	41.594	221	43.980	244	18.785	190	244
5	1:51.552	41.668	222	47.946	146	21.938	190	146	13	1:43.746	41.459	226	43.578	243	18.709	190	243
6	1:45.308	41.588	225	44.486	238	19.234	190	238	14	1:44.079	41.399	225	43.662	244	19.018	190	244
7	1:44.418	41.489	225	43.979	243	18.950	190	243	15	1:43.866	41.383	226	43.619	244	18.864	190	244
8	1:51.974	41.964	225	44.304	243	25.706	52	243	16	1:50.710	41.668	220	47.918	204	21.124	189	204

Lap	Time	SE1	SP1	SE2	SP2	SE3	SP3	TSP	Lap	Time	SE1	SP1	SE2	SP2	SE3	SP3	TSP
28 Pereira, LUX									theoretical besttime: 1:43.718								
1	3:20.546	2:05.708	199	53.078	142	21.760	186	142	9	8:44.940	7:31.130	130	51.024	153	22.786	146	153
2	1:50.434	44.007	209	45.622	229	20.805	190	229	10	1:56.308	48.031	157	45.816	194	22.461	190	194
3	1:48.319	44.051	212	45.067	242	19.201	188	242	11	1:54.259	46.322	194	46.972	228	20.965	190	228
4	1:44.954	42.054	225	44.188	243	18.712	189	243	12	1:44.612	41.980	218	43.741	244	18.891	191	244
5	1:44.276	41.569	225	43.959	245	18.748	190	245	13	1:43.583	41.421	219	43.638	243	18.524	188	243
6	1:44.357	41.567	219	43.808	243	18.982	189	243	13	1:43.809	41.488	223	43.723	243	18.598	190	243
7	1:44.090	41.397	221	43.921	243	18.772	189	243	14	1:43.660	41.464	224	43.616	243	18.583	190	243
8	1:52.483	41.579	222	43.847	243	27.057	54	243	14	2:24.797	46.829	140	58.732	155	39.236	35	155

Lap	Time	SE1	SP1	SE2	SP2	SE3	SP3	TSP	Lap	Time	SE1	SP1	SE2	SP2	SE3	SP3	TSP
33 Rehkopf, DEU									theoretical besttime: 1:44.778								
1	2:47.773	1:34.620	152	51.816	190	21.337	186	190	10	1:46.865	42.861	224	44.725	242	19.279	190	242
2	1:59.609	45.688	167	46.131	240	27.790	188	240	11	1:48.350	42.321	225	46.883	241	19.146	189	241
3	1:50.029	43.025	212	45.037	188	21.967	188	188	12	1:46.649	42.056	226	45.534	243	19.059	190	243
4	1:45.901	42.620	222	44.134	243	19.147	189	243	13	1:45.612	42.300	221	44.105	243	19.207	191	243
5	1:45.528	42.302	224	44.050	243	19.176	189	243	14	1:45.991	42.277	225	44.235	243	19.479	189	243
6	1:45.426	42.040	222	44.168	243	19.218	189	243	15	1:45.049	41.964	223	43.978	243	19.107	188	243
7	1:54.156	42.247	224	44.489	242	27.420	54	242	16	1:45.028	41.786	223	44.228	242	19.014	190	242
8	5:57.279	4:38.774	147	55.676	170	22.829	166	170	17	1:45.099	41.851	224	44.178	243	19.070	189	243
9	1:54.814	48.642	177	46.230	223	19.942	189	223									



Porsche Carrera Cup

Sector List Qualifying

Provisional

PORSCHE

**CARRERA CUP
DEUTSCHLAND**

Nürburgring, Length: 4638m

Air temperature: 16.89°C

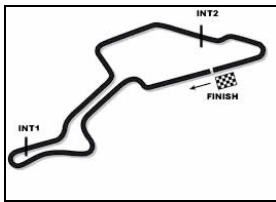
Track temperature: 16.48°C

Weather condition: Dry

DMSB Reg. Nr.: 173/18

Friday, August 10, 2018 20:45:00

Lap	Time	SE1	SP1	SE2	SP2	SE3	SP3	TSP	Lap	Time	SE1	SP1	SE2	SP2	SE3	SP3	TSP
37 Waliiko, POL									theoretical besttime: 1:43.436								
1	2:19.247	1:09.039	162	49.621	198	20.587	175	198	8	11:43.040	10:28.795	141	52.815	173	21.430	179	173
2	2:01.114	48.226	160	51.790	133	21.098	189	133	9	2:02.855	52.634	126	50.385	163	19.836	189	163
3	1:45.002	42.008	213	44.156	244	18.838	190	244	10	1:48.432	42.056	210	46.657	173	19.719	190	173
4	1:43.753	41.495	223	43.562	245	18.696	190	245	11	1:43.996	41.440	218	43.955	243	18.604	190	243
5	1:43.882	41.499	220	43.688	244	18.695	190	244	11	1:43.827	41.522	219	43.626	243	18.679	189	243
6	1:43.995	41.203	224	43.959	244	18.833	190	244	12	1:43.488	41.412	222	43.438	243	18.638	190	243
7	1:54.456	41.680	213	44.724	235	28.052	53	235	12	1:43.763	41.195	222	43.765	244	18.803	190	244
66 Szczepansky, DEU									theoretical besttime: 1:45.570								
1	3:10.278	1:46.308	121	59.392	140	24.578	146	140	10	1:58.510	43.419	190	46.860	227	28.231	53	227
2	2:07.237	51.818	138	50.775	190	24.644	186	190	11	4:15.419	2:59.142	153	53.967	177	22.310	151	177
3	1:49.990	43.843	192	46.193	242	19.954	189	242	12	2:01.327	49.815	151	50.044	221	21.468	190	221
4	1:48.252	43.222	211	45.241	243	19.789	189	243	13	1:50.477	43.908	204	45.534	242	21.035	188	242
5	1:47.328	42.791	211	45.007	242	19.530	189	242	14	1:47.786	42.571	220	45.543	242	19.672	189	242
6	1:48.239	43.388	193	45.197	244	19.654	189	244	15	1:47.335	43.512	218	44.500	243	19.323	189	243
7	1:46.178	42.372	224	44.395	243	19.411	189	243	16	1:47.169	42.095	221	45.647	244	19.427	190	244
8	1:46.557	42.634	223	44.441	243	19.482	188	243	17	1:46.015	41.898	225	44.829	243	19.288	190	243
9	1:46.272	42.276	222	44.384	244	19.612	188	244									
68 Lukas, POL									theoretical besttime: 1:43.941								
1	2:28.773	1:15.815	148	51.177	189	21.781	176	189	7	1:51.543	41.558	220	44.121	243	25.864	55	243
2	1:57.492	46.882	183	48.468	139	22.142	189	139	8	10:29.796	9:23.515	173	46.870	242	19.411	187	242
3	1:45.624	42.261	212	44.384	243	18.979	188	243	9	1:49.177	42.935	194	46.244	227	19.998	190	227
4	1:44.172	41.690	223	43.740	244	18.742	188	244	10	1:54.065	47.026	195	47.670	227	19.369	189	227
5	1:44.319	41.741	217	43.920	243	18.658	188	243	11	1:57.866	41.879	214	45.828	204	30.159	49	204
6	1:44.116	41.551	216	43.732	244	18.833	189	244									
69 van Lagen, NLD									theoretical besttime: 1:43.276								
1	2:28.059	1:15.165	135	51.425	198	21.469	167	198	9	8:41.392	7:31.800	161	49.702	215	19.890	186	215
2	1:56.332	46.829	183	48.147	169	21.356	189	169	10	1:50.862	44.579	188	46.630	221	19.653	190	221
3	1:45.438	42.042	218	44.386	242	19.010	189	242	11	1:44.216	41.717	225	43.848	244	18.651	190	244
4	1:43.855	41.468	226	43.679	244	18.708	188	244	12	1:43.347	41.294	225	43.472	245	18.581	190	245
5	1:43.490	41.327	227	43.545	244	18.618	189	244	13	1:51.778	46.896	203	45.613	243	19.269	191	243
6	1:43.694	41.357	227	43.646	244	18.691	189	244	14	1:43.350	41.248	227	43.447	245	18.655	189	245
7	1:43.752	41.464	228	43.546	244	18.742	190	244	15	1:43.567	41.435	227	43.455	246	18.677	191	246
8	1:57.274	43.801	213	44.586	243	28.887	54	243	16	1:58.134	42.891	192	45.171	240	30.072	40	240
87 Wagner, DEU									theoretical besttime: 1:44.776								
1	3:29.065	2:16.258	159	51.053	157	21.754	181	157	9	8:14.591	7:04.166	179	49.293	192	21.132	185	192
2	1:56.868	44.642	203	45.914	173	26.312	189	173	10	1:53.343	43.965	203	45.317	225	24.061	188	225
3	1:46.553	42.481	214	44.689	242	19.383	190	242	11	1:46.891	43.061	218	44.431	242	19.399	190	242
4	1:45.660	42.240	212	44.340	242	19.080	189	242	12	1:45.469	41.961	223	44.312	243	19.196	189	243
5	1:45.544	42.051	214	44.299	244	19.194	190	244	13	1:45.234	41.855	214	44.231	244	19.148	190	244
6	1:45.651	42.342	215	44.167	243	19.142	189	243	14	1:45.116	41.837	215	44.227	243	19.052	189	243
7	1:45.013	42.037	222	43.920	243	19.056	189	243	15	1:44.894	41.952	221	43.923	243	19.019	190	243
8	1:51.830	42.495	225	44.741	242	24.594	54	242									
93 ten Voorde, NLD									theoretical besttime: 1:43.408								
1	2:29.632	1:16.455	152	51.039	188	22.138	174	188	8	11:02.733	9:52.150	163	49.371	220	21.212	179	220
2	2:00.155	46.667	171	48.859	152	24.629	189	152	9	1:52.254	44.715	188	45.816	238	21.723	190	238
3	1:56.553	50.888	196	44.894	197	20.771	189	197	10	1:47.128	42.263	201	44.392	190	20.473	190	190
4	1:44.450	41.819	219	43.777	243	18.854	188	243	11	1:43.616	41.356	219	43.665	242	18.595	189	242
5	1:44.026	41.590	221	43.651	243	18.785	189	243	12	1:43.527	41.293	221	43.520	243	18.714	189	243
6	1:44.149	41.540	218	43.725	243	18.884	189	243	13	1:49.671	41.403	223	46.567	156	21.701	189	156
7	1:50.984	41.462	221	43.847	244	25.675	54	244	14	1:54.688	41.374	223	43.900	238	29.414	40	238



Porsche Carrera Cup

Sector List Qualifying

Provisional

PORSCHE

**CARRERA CUP
DEUTSCHLAND**

Nürburgring, Length: 4638m

Air temperature: 16.89°C

Track temperature: 16.48°C

Weather condition: Dry

DMSB Reg. Nr.: 173/18

Friday, August 10, 2018 20:45:00

Lap	Time	SE1	SP1	SE2	SP2	SE3	SP3	TSP	Lap	Time	SE1	SP1	SE2	SP2	SE3	SP3	TSP
97 Kaibach, DEU									theoretical besttime: 1:44.243								
1	3:01.434	1:36.561	100	1:01.562	126	23.311	110	126	9	1:45.705	42.399	221	44.325	243	18.981	190	243
2	2:01.911	51.372	182	49.999	240	20.540	189	240	10	1:59.081	45.956	154	51.081	234	22.044	192	234
3	1:48.139	43.123	217	44.662	244	20.354	190	244	11	1:49.207	42.066	215	46.222	242	20.919	191	242
4	1:51.501	42.284	223	50.005	241	19.212	190	241	12	1:44.507	41.819	225	43.725	247	18.963	191	247
5	1:45.026	42.208	223	43.960	244	18.858	190	244	13	1:44.573	41.703	223	44.010	244	18.860	191	244
6	1:55.092	42.163	167	44.895	198	28.034	54	198	14	1:44.578	41.660	224	43.808	243	19.110	190	243
7	6:06.995	4:41.929	92	59.797	143	25.269	160	143	15	2:25.813	52.286	143	1:00.436	153	33.091	54	153
8	1:57.906	48.925	136	48.966	200	20.015	188	200	16								

Lap	Time	SE1	SP1	SE2	SP2	SE3	SP3	TSP	Lap	Time	SE1	SP1	SE2	SP2	SE3	SP3	TSP
98 Lautenschlager, DEU									theoretical besttime: 1:45.100								
1	3:07.969	1:45.598	116	59.183	150	23.188	164	150	10	4:07.294	2:46.339	138	57.428	149	23.527	185	149
2	2:08.759	52.098	188	50.853	183	25.808	188	183	11	1:58.442	47.487	174	50.026	166	20.929	190	166
3	1:48.152	43.308	206	45.391	243	19.453	190	243	12	1:48.171	43.559	199	45.283	242	19.329	191	242
4	1:47.049	42.507	217	45.074	242	19.468	190	242	13	1:46.138	42.174	217	44.744	243	19.220	191	243
5	1:46.507	42.318	214	44.932	243	19.257	190	243	14	1:45.304	41.924	219	44.245	244	19.162	191	244
6	1:46.605	42.344	218	44.728	242	19.533	190	242	14	1:45.623	42.071	219	44.473	243	19.079	190	243
7	1:46.029	42.278	218	44.555	243	19.196	190	243	15	1:45.100	41.995	219	44.109	244	18.996	190	244
8	1:46.002	42.252	217	44.566	243	19.184	190	243	16	1:45.310	42.039	220	44.251	242	19.020	190	242
9	1:57.396	44.231	196	46.310	243	26.855	56	243	17		42.094	218	45.550	167			167

Lap	Time	SE1	SP1	SE2	SP2	SE3	SP3	TSP	Lap	Time	SE1	SP1	SE2	SP2	SE3	SP3	TSP
99 Wright, USA									theoretical besttime: 1:44.733								
1	2:49.534	1:36.328	162	51.257	197	21.949	185	197	10	1:47.314	42.554	214	45.471	241	19.289	189	241
2	2:05.463	46.516	122	50.960	167	27.987	189	167	11	1:51.206	42.992	207	46.487	234	21.727	190	234
3	1:47.056	42.617	208	45.123	241	19.316	188	241	12	1:49.375	42.564	203	45.114	242	21.697	190	242
4	1:45.946	42.410	221	44.286	242	19.250	189	242	13	1:45.090	42.107	216	43.972	242	19.011	190	242
5	1:45.473	42.244	220	44.210	242	19.019	189	242	14	1:46.675	41.805	215	45.740	243	19.130	190	243
6	1:45.164	42.031	220	44.106	242	19.027	189	242	15	1:45.224	42.018	218	44.049	242	19.157	190	242
7	2:11.296	47.997	210	55.932	241	27.367	54	241	16	1:50.029	42.024	224	45.404	201	22.601	189	201
8	4:33.242	3:16.930	177	55.030	152	21.282	187	152	17	1:45.023	41.927	219	44.140	242	18.956	189	242
9	1:49.944	43.880	199	46.413	240	19.651	188	240	18	2:06.923	46.395	210	44.612	242	35.916	39	242